




# ENERG



BAUKNECHT

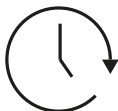
B8 W046WB EE



**51** kWh /  100



**10,0** kg



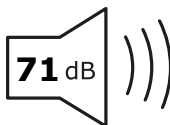
**3:59**



**45** L



A **B** C D E F G



A **B** C D