




# ENERG




BAUKNECHT

NM22L 9465 WS AE BE

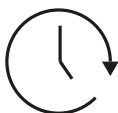


**A**

**49 kWh** /  100



**9,0 kg**



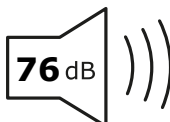
**3:45**



**50 L**



**A**BCDEFG



**A**BCD