




ENERG




BAUKNECHT

WM BK 10A CH A

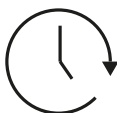


A

41 kWh / 



10,0 kg



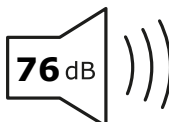
3:59



45 L



A**B**CDEFG



A**B**CD