




ENERG



INDESIT

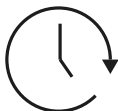
MTWE D 91495 WK FR



57 kWh /  100



9,0 kg



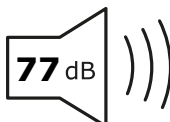
3:40



50 L



A **B** C D E F G



A B **C** D