




ENERG


енергия · ενέργεια



WHIRLPOOL

WA360DU32

SEER




A⁺⁺

kW 10

SEER 6.5

kWh/annum 539

SCOP



A⁺

kW 0

SCOP 0

kWh/annum 0

8 0

4.01 0

2793 0



56dB



68dB



ENERGIA · ЕНЕРГИЯ · ΕΝΕΡΓΕΙΑ · ENERGIJA · ENERGY · ENERGIE · ENERGI

626/2011