



# ENERG




WHIRLPOOL

FFD 11489 BV EE

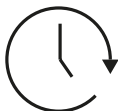


**A**

**42** kWh / 



**11,0** kg



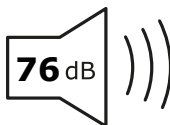
**4:00**



**50** L



A**B**CDEFG



A**B**CD