



# ENERG

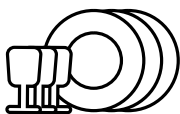


WHIRLPOOL


W7F HS53 X



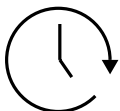
**65** kWh / 100



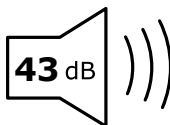
**15** x



**9,5** L



**4:00**



**ABCD**