




# ENERG




WHIRLPOOL

FFB 9469 WV EE

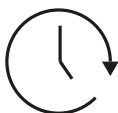


**A**

**49 kWh** /  100



**9,0 kg**



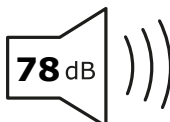
**3:45**



**50 L**



AB**B**CDEFG



ABC**C**D