




ENERG



BAUKNECHT

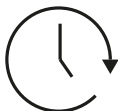
B8 W946WB CH



49 kWh /  100



9,0 kg



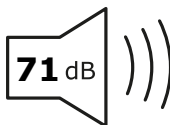
3:45



45 L



A **B** C D E F G



71 dB
A **B** C D