




# ENERG



WHIRLPOOL

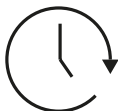
TW6521DSSWEE 859991738580



**43** kWh / 



**6,5** kg



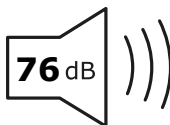
**3:23**



**44** L



A **B** C D E F G



A **B** C D