



ENERG




INDESIT

BWEBE 91498X WKV

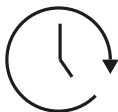


A

40 kWh /  100



9,0 kg



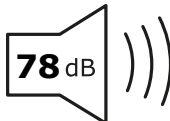
3:45



50 L



A **B** C D E F G



A B **C** D