




# ENERG



WHIRLPOOL

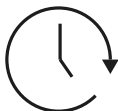
FFL 6238 B PL



**65** kWh /  100



**6,0** kg



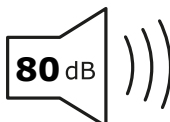
**3:15**



**43** L



A **B** C D E F G



A B **C** D