





ENERG



WHIRLPOOL

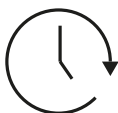
W6 98S SILENCE EE



40 kWh /  100



9,0 kg



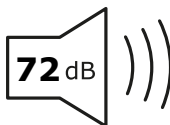
3:45



45 L



A **B** C D E F G



A **B** C D