




# ENERG



INDESIT

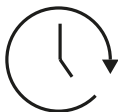
BWE 71283X WS PL N



**69** kWh /  100



**7,0** kg



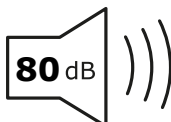
**3:25**



**44** L



A **B** C D E F G



A B **C** D