




# ENERG




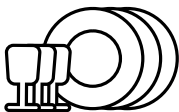
WHIRLPOOL

WH7IA15AM3TUS0



**A**

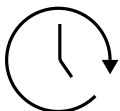
**55 kWh** / 



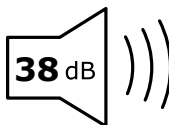
**15 x**



**9,9 L**



**4:30**



**38 dB**

**A**BCD