



ENERG




WHIRLPOOL

W6 98 SILENCE EE

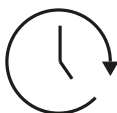


A

40 kWh /  100



9,0 kg



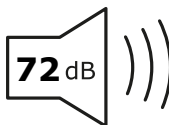
3:45



45 L



ABCDEFG



ABCD