




# ENERG




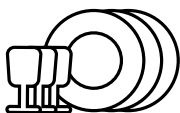
WHIRLPOOL

WH6FA14BN7A0X




**A**

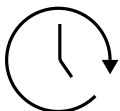
**54 kWh** /  100



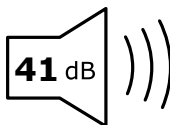
**14 x**



**9,5 L**



**4:50**



**41 dB**

**ABCD**