




# ENERG

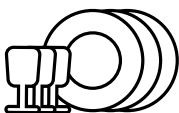


WHIRLPOOL

WBO 3T341 P X



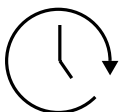
**75** kWh / 



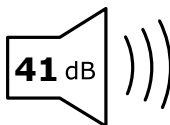
**14** x



**9,5** L



**3:10**



**41** dB

**ABCD**