




# ENERG



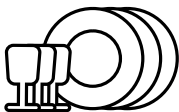
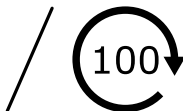
WHIRLPOOL

WH6IA14BN7A0



**A**

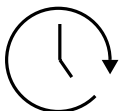
**54 kWh**



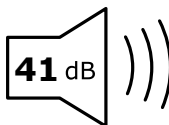
**14 x**



**9,5 L**



**4:50**



**ABCD**