




# ENERG




INDESIT

BWE 91496X WS SPT N



**A**

**49 kWh** /  100



**9,0 kg**



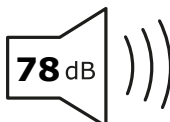
**3:45**



**50 L**



ABC**D**EF G



ABC**D**